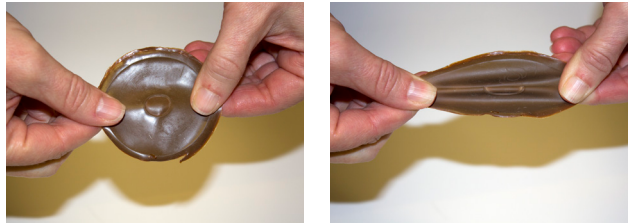




Stained with Sashco's Capture® Chestnut/Hazelnut & Cascade® Semi-Gloss
Photo: ©2011 Brett Christenson/Photographer

Performance worthy
of the journey
that got you here.

Excellent Elasticity



Cured Capture® Log Stain Disc - flexible & elastic!

Logs are in constant, dynamic motion. Capture® Log Stain's unmatched elasticity absorbs movement like a pro, protecting your dream home from moisture, insects, and rot. Don't settle for lesser stains that crack under the pressure.

Proven Durability



Covered

Exposed to the elements

Capture® Log Stain Cabot® Australian Timber Oil*


*Cabot® is a trademark of its respective owner.

Download the full stain comparison report, along with wood prep, application, and maintenance instructions at


www.sashco.com/log-home/capture.




Capture the timeless beauty of natural grain.



Natural



Wheat



Bronze Pine



Hazelnut

The above logs are coated with Cascade® Matte on the left and Cascade® Semi-Gloss on the right.


These color samples show two coats of Capture® Log Stain and one coat of Cascade®, both applied by brush, on white pine. The color may vary based on the species, texture and porosity of wood, as well as the application technique (brushing vs. the recommended method of spray application). Test the stain on an inconspicuous area to make sure you get the color you want.



Red Cedar



Chestnut



Mahogany



Weathered Wood


Other Available Colors:



Autumn Aspen



Sequoia



Drift Wood

Sample the stain before you buy

Proper sampling is where it starts. Sampling is critical because the same stain can look very different on various species of wood. Different preparation and application methods also affect the final result. Sampling is the only way to make sure you get the color you want the first time.

Sampling is easy: on a small, inconspicuous test area (we recommend a minimum 2 sq. ft. space), simply do each step the way you will on all your logs.

- Prepare the wood.
- Apply the stain the same way you plan to apply it to the rest of the home.
- Let the stain dry (both between coats and after all coats have been applied).
- If working with a contractor, don't allow the contractor to stain until you have thoroughly discussed and demonstrated the look you want. Show him/her the sample.
- Don't stain all of the logs before you verify that you're achieving the look you want. It is best if you can be on-site during the staining process.

Details are important! Find out everything you need to know to do it right the first time at www.sashco.com/log-home/capture.

Capture® Log Stain brings your logs to life as it enhances the unique character of the wood grain.



Stained with Sashco's Capture® Chestnut/Hazelnut
& Cascade® Clear Coat.
Photo: ©2011 Brett Christenson/Photographer



Why Sashco's Capture® and Cascade® system?

Features & Benefits

- **Excellent elasticity, proven durability** – Capture® Log Stain's unique elastic formula moves freely as your logs move, instead of cracking and peeling like the others. It provides the long-lasting protection you need and creates the dream-worthy look you want.
- **Maintenance made easy with Cascade® Clear Coat** – Skip the arduous work of completely removing your stain when it needs refreshing. Simply clean the surface, apply Cascade®, and get back to life.
- **Easy water clean-up** – Skin, earth, and nose friendly is always a plus. No harsh chemicals required.
- **Exterior/Interior Use** – Capture® Log Stain is excellent for all of your vertical woodwork, inside and out. It won't hide the grain, but instead brings out its natural glow.
- **Easy to know when** - If the surface has lost its sheen, it's time for a maintenance coat of Cascade®. No second-guessing necessary.
- **Won't discolor chinking** - Cascade® is clear, so routine maintenance applications won't affect the color of your chinking or other sealants.
- **Repels water** - Cascade® keeps your logs in tip-top shape and your rot concerns at bay.

Watch Helpful How-To Videos • Chat Live • Search FAQs

www.sashco.com

Get personalized advice from Technical Experts
Mon-Fri, 6 a.m. – 5 p.m. MST

800-767-5656



Follow Sashcoinc on:


CAP 005 3-18

Capture® log stain color chart



Capture
Cascade
stain system
Step 1
base coat

Capture
Cascade
stain system
Step 2
top coat

